

Scaled data based on original data using
LM-79-08 Approved Method: Electrical and Photometric Measurements of Solid-
State Lighting Products

Test Report Prepared for
Cooper Lighting Solutions
(formerly Eaton)

Brand: McGRAW-EDISON

Report Number: P386314

Luminaire Tested: **GWC-SA2A-722-U-T3-HSS**

Issue Date: 3/3/2020

Test Information

Test Method: LM-79-08
Report Number: P386314
TEST IS SCALED FROM IESNA LM-79-08 TEST DATA (G2-1903-205-15)
Test Lab: INNOVATION CENTER
Issue Date: 3/3/2020
Manufacturer: COOPER LIGHTING SOLUTIONS (FORMERLY EATON)
Product Line: MCGRAW-EDISON
Catalog Number: GWC-SA2A-722-U-T3-HSS
Description: GALLEON WALL LUMINAIRE
(2) 70 CRI, 2200K, 615mA LIGHTSQUARES WITH 16 LEDS EACH AND TYPE III OPTICS WITH HOUSE SIDE SHIELD
Light Source: -
Ballast/Driver: ELECTRONIC DRIVER

Summary

Lumens per Lamp: N/A
Luminaire Lumens: 5211 lumens
Efficiency: N/A
Efficacy: 79.0 lumens/watt
Luminous Opening: Rectangular (W 1' x L: 0.5' x H: 0')
IES Classification: Type III - Short
BUG Rating: B1 - U0 - G2

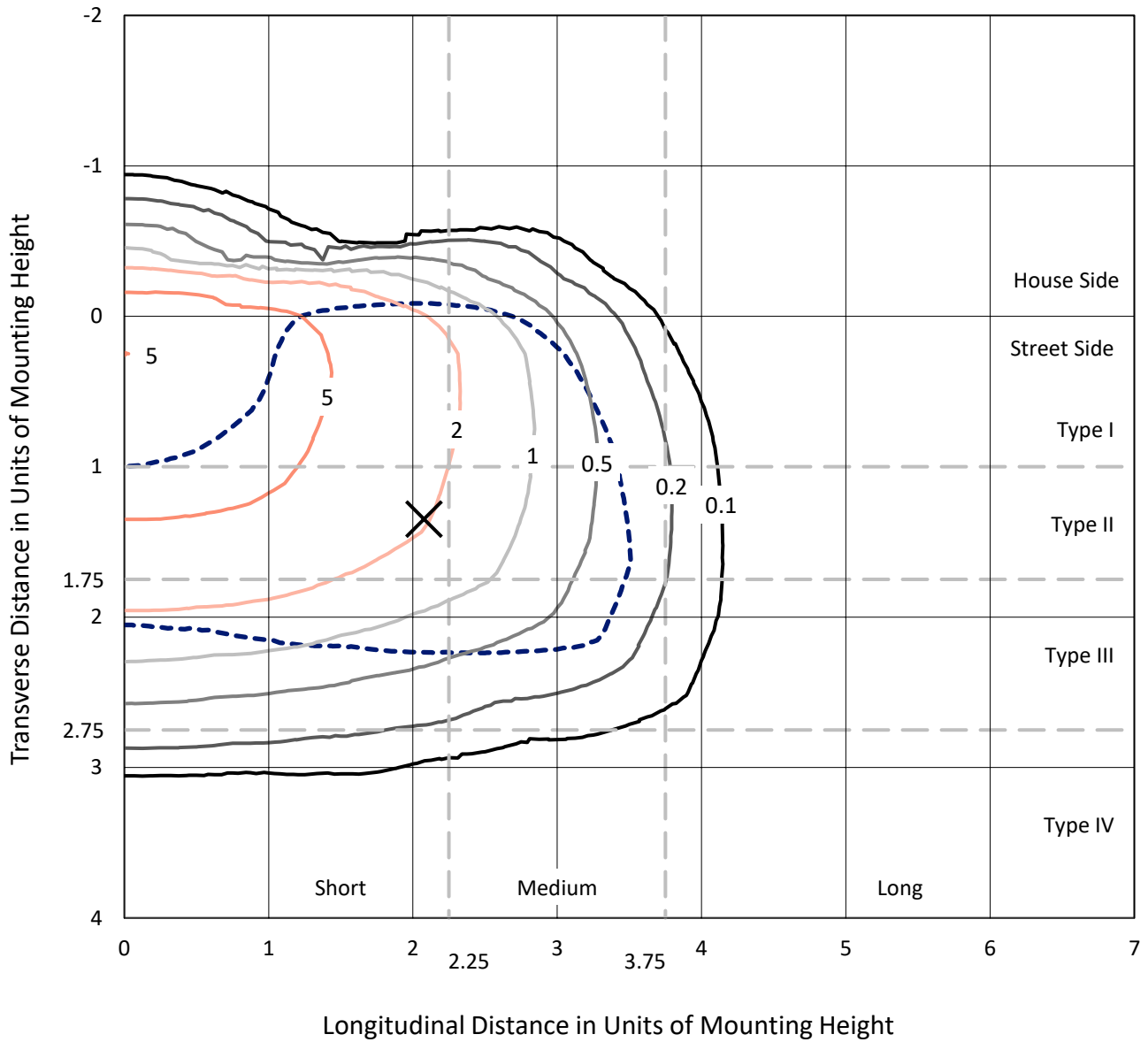
Input Watts (W): 66
Input Voltage (V): NR
Input Current (A_{in}): NR
Voltage Rise (V): NR
Power Factor: NR
Total Harmonic Distortion (THDi): NR
Frequency (hertz): 60
Stabilization Time: NR
Operation Time: NR
Ambient Temperature (°C): NR
Test Distance: 24 FT



REPORT NUMBER: P386314
 CATALOG NUMBER: GWC-SA2A-722-U-T3-HSS

Iso-Footcandle Lines of Horizontal Illumination

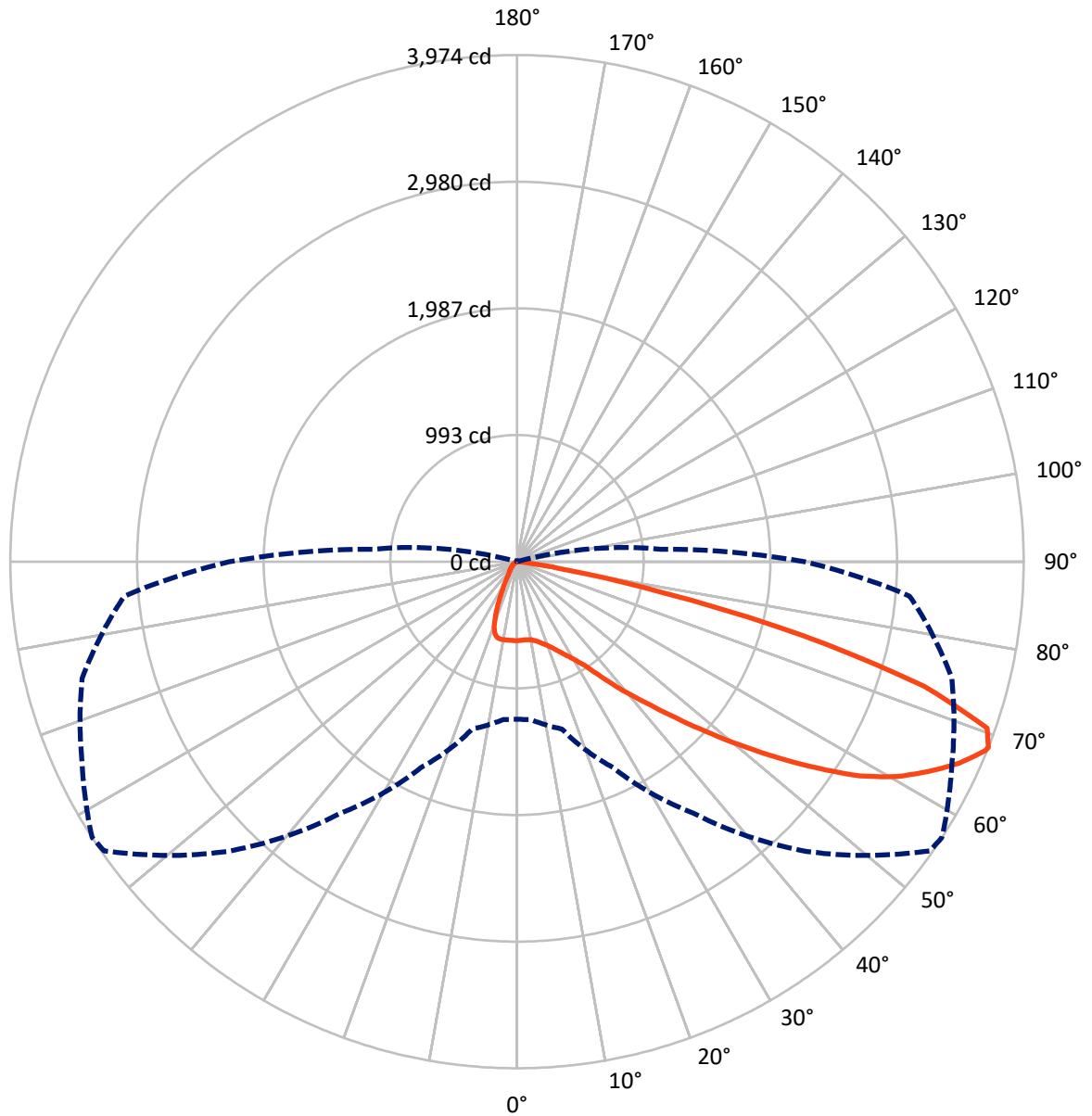
✕ Max cd
 - - - 1/2 Max cd



Based on 10 foot mounting height. Maximum calculated value = 8 fc
 Type III - Short - N/A

REPORT NUMBER: P386314
CATALOG NUMBER: GWC-SA2A-722-U-T3-HSS

Luminous Intensity Polar Plot



— Vertical Plane Through 57-Deg Lateral - - - Horizontal Cone Through 68-Deg Vertical



REPORT NUMBER: P386314

CATALOG NUMBER: GWC-SA2A-722-U-T3-HSS

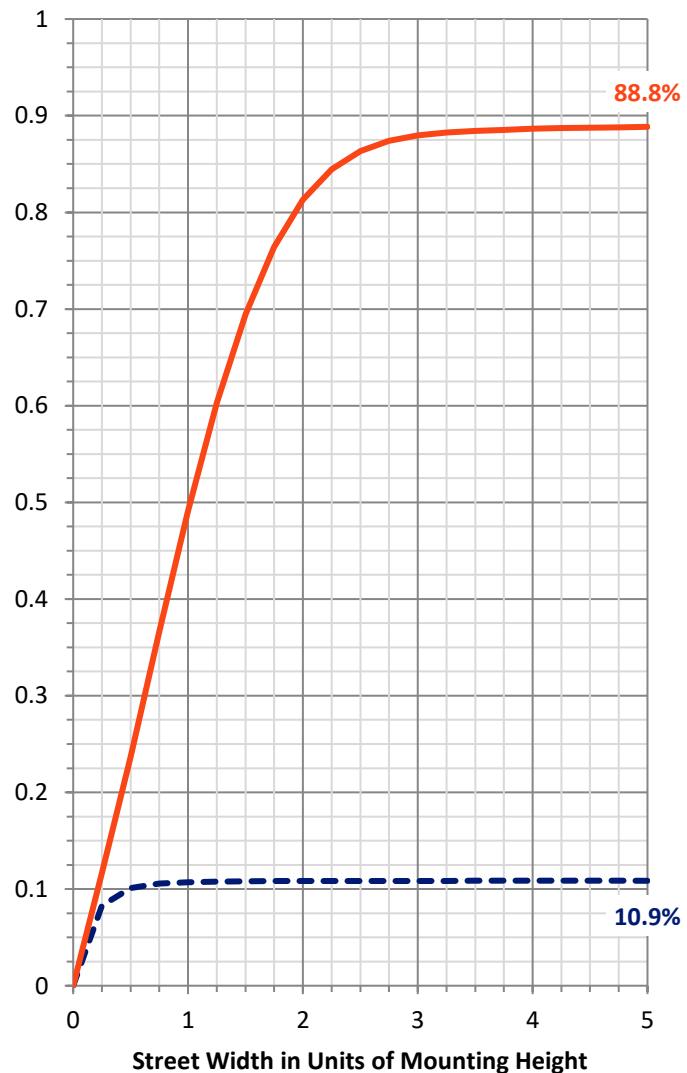
FLUX DISTRIBUTION:

		Downward	Upward	Total
House Side	Lumens	571.4	0.0	571.4
	% Fixture	11.0	0.0	11.0
Street Side	Lumens	4639.6	0.0	4639.6
	% Fixture	89.0	0.0	89.0
Total	Lumens	5211.0	0.0	5211.0
	% Fixture	100.0	0.0	100.0

Coefficient of Utilization

ZONAL LUMENS:

Zone	Lumens	% Fixture
0°-10°	57.9	1.1
10°-20°	160.6	3.1
20°-30°	277.0	5.3
30°-40°	478.1	9.2
40°-50°	817.8	15.7
50°-60°	1308.4	25.1
60°-70°	1511.8	29.0
70°-80°	577.7	11.1
80°-90°	21.7	0.4
90°-100°	0.0	0.0
100°-110°	0.0	0.0
110°-120°	0.0	0.0
120°-130°	0.0	0.0
130°-140°	0.0	0.0
140°-150°	0.0	0.0
150°-160°	0.0	0.0
160°-170°	0.0	0.0
170°-180°	0.0	0.0
0°-90°	5211.0	100.0
0°-180°	5211.0	100.0



REPORT NUMBER: P386314

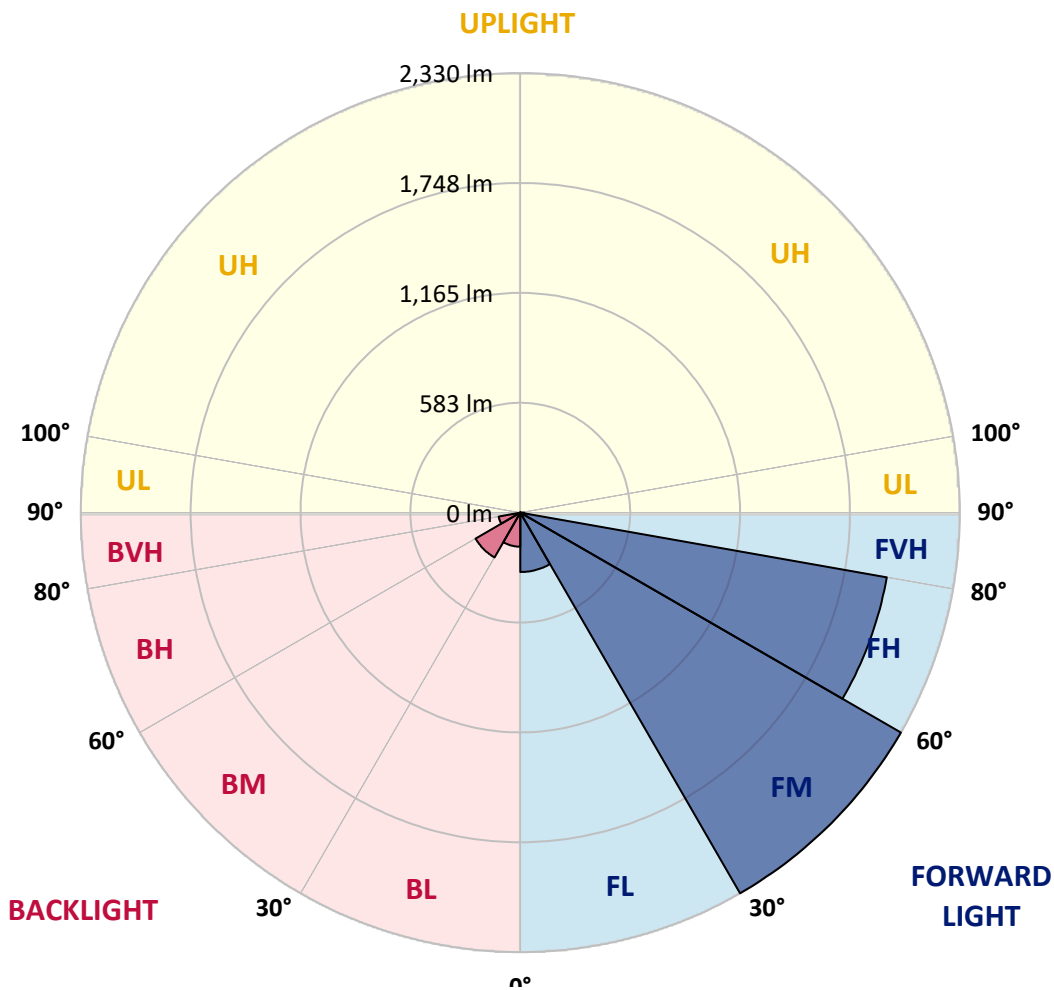
CATALOG NUMBER: GWC-SA2A-722-U-T3-HSS

LUMINAIRE CLASSIFICATION SYSTEM LUMEN TABLE AND BUG RATING:

Zone	Lumens	% Fixture	Zone Rating/Lumen Limit		
			B	U	G
FL (0°-30°)	315.0	6.0			
FM (30°-60°)	2330.3	44.7			
FH (60°-80°)	1973.1	37.9			G2/5000
FVH (80°-90°)	21.3	0.4			G1/100
BL (0°-30°)	180.6	3.5	B1/500		
BM (30°-60°)	274.1	5.3	B1/1000		
BH (60°-80°)	116.4	2.2	B1/500		G1/500
BVH (80°-90°)	0.4	0.0			G0/10
UL (90°-100°)	0.0	0.0		U0/0	
UH (100°-180°)	0.0	0.0		U0/0	

BUG Rating: B1-U0-G2

Type III Short





REPORT NUMBER: P386314

CATALOG NUMBER: GWC-SA2A-722-U-T3-HSS

CANDELA DISTRIBUTION (FULL):

	0°	5°	15°	25°	35°	45°	55°	57°	65°	75°	85°
0°	619.2	619.2	619.2	619.2	619.2	619.2	619.2	619.2	619.2	619.2	619.2
2.5°	604.7	607.4	609.3	610.6	612.1	615.3	616.2	617.7	618.5	618.5	620.2
5°	580.8	583.7	587.9	591.4	598.3	607.1	613.5	616.0	620.4	624.4	626.6
7.5°	558.6	562.0	567.0	575.1	586.9	601.2	614.5	618.0	626.6	635.0	639.2
10°	544.3	547.0	553.4	565.0	580.5	600.5	619.2	623.4	638.2	652.2	660.1
12.5°	539.4	541.8	548.5	561.5	580.8	604.2	630.0	636.2	657.9	678.3	689.4
15°	546.5	547.0	554.2	566.5	585.4	613.3	648.0	655.4	682.8	709.4	723.2
17.5°	574.1	571.9	575.6	581.0	596.0	625.4	667.0	678.1	714.6	745.9	758.9
20°	643.1	643.1	634.7	619.9	620.2	644.1	692.6	705.2	749.8	786.0	797.8
22.5°	761.1	758.9	742.2	705.9	672.7	676.4	723.9	740.2	792.2	830.9	834.8
25°	903.1	900.3	874.5	823.5	765.8	728.6	766.3	785.0	842.7	876.9	868.8
27.5°	1053.4	1051.1	1025.5	962.2	880.1	811.9	816.8	834.6	894.2	927.9	902.1
30°	1199.0	1199.7	1174.3	1109.3	1016.4	918.1	880.9	891.2	944.2	978.5	941.5
32.5°	1337.5	1338.4	1316.5	1243.8	1157.1	1041.5	969.6	966.9	1002.4	1036.1	993.7
35°	1460.9	1463.4	1448.3	1391.9	1300.0	1179.0	1084.7	1078.2	1084.9	1123.1	1073.8
37.5°	1579.9	1581.4	1570.1	1522.5	1445.6	1330.1	1230.0	1220.9	1206.6	1235.9	1179.5
40°	1710.3	1706.6	1693.5	1650.4	1584.4	1496.9	1386.2	1370.5	1345.6	1371.7	1318.5
42.5°	1831.5	1827.3	1829.5	1780.7	1725.0	1668.4	1568.3	1541.2	1526.7	1556.8	1489.0
45°	1983.0	1980.8	1988.2	1945.8	1900.7	1859.6	1777.0	1747.5	1741.1	1776.3	1695.2
47.5°	2132.6	2138.0	2160.9	2142.9	2124.7	2088.5	1998.1	1984.8	1988.7	2031.3	1912.8
50°	2257.3	2263.7	2326.5	2347.2	2373.6	2352.4	2261.7	2253.6	2269.1	2307.5	2146.9
52.5°	2347.5	2360.5	2438.6	2534.0	2630.1	2644.4	2553.9	2546.5	2567.5	2573.4	2327.7
55°	2410.0	2421.6	2510.1	2684.5	2880.2	2941.8	2885.6	2857.0	2853.1	2794.7	2518.0
57.5°	2421.1	2419.9	2547.0	2781.9	3076.3	3235.2	3199.8	3171.7	3090.8	2999.2	2736.0
60°	2358.5	2365.7	2513.3	2815.6	3199.5	3457.2	3460.0	3423.5	3297.6	3198.0	2947.4
62.5°	2165.9	2194.9	2344.0	2727.2	3198.0	3546.7	3650.7	3622.8	3472.3	3360.9	3161.8
65°	1853.4	1863.8	2005.9	2424.1	2981.9	3509.2	3822.4	3812.1	3629.7	3519.1	3272.0
67.5°	1353.5	1331.1	1480.4	1908.9	2524.6	3290.9	3945.6	3958.7	3751.2	3551.6	3154.7
68°	1235.2	1241.9	1358.2	1781.5	2404.9	3213.8	3953.7	3973.7	3763.3	3530.4	3090.6
70°	736.2	749.1	852.8	1226.6	1829.5	2777.4	3866.0	3911.6	3691.3	3311.9	2673.2
72.5°	188.0	203.3	301.3	549.0	1045.0	1956.9	3263.6	3340.7	3204.9	2686.7	1804.6
75°	77.4	81.3	107.7	180.9	389.3	881.6	2151.1	2316.2	2221.8	1608.5	815.6
77.5°	53.5	56.2	69.2	100.3	168.5	298.9	1054.6	1173.9	1057.6	549.0	177.9
80°	38.4	40.7	49.5	66.8	96.8	106.7	343.7	397.4	315.6	120.5	44.1
82.5°	22.9	24.6	37.0	47.6	58.9	51.0	85.5	97.1	91.4	59.9	19.7
85°	11.3	13.3	24.9	34.0	31.8	21.4	26.1	29.1	36.0	36.5	10.6
87.5°	0.7	1.5	14.5	20.5	8.9	4.9	7.6	9.4	12.8	18.0	4.4
90°	0.0	0.0	0.0	0.0	0.0	0.0	0.0	0.0	0.0	0.0	0.0



REPORT NUMBER: P386314
 CATALOG NUMBER: GWC-SA2A-722-U-T3-HSS

CANDELA DISTRIBUTION (continued):

	90°	95°	105°	115°	125°	135°	145°	155°	165°	175°	180°
0°	619.2	619.2	619.2	619.2	619.2	619.2	619.2	619.2	619.2	619.2	619.2
2.5°	620.9	621.2	619.5	618.7	619.2	616.2	615.0	615.5	615.5	616.2	615.0
5°	627.1	627.1	624.1	620.2	618.0	612.3	608.6	607.6	606.9	606.4	605.4
7.5°	640.4	638.9	633.7	625.1	617.7	605.4	596.0	591.1	588.7	587.7	586.9
10°	661.8	659.1	650.5	634.5	617.5	595.5	575.1	560.6	548.5	543.6	540.6
12.5°	690.7	686.7	672.2	645.6	615.8	575.3	531.0	488.4	448.7	432.4	424.3
15°	723.9	718.3	695.3	654.9	605.7	529.8	433.4	358.8	303.8	283.1	274.2
17.5°	757.7	750.3	715.5	660.8	575.3	435.4	304.1	229.6	192.9	183.1	179.6
20°	791.7	780.8	733.0	656.4	506.8	313.9	200.6	167.8	157.2	154.2	153.3
22.5°	824.0	807.2	748.8	639.2	401.4	210.7	158.7	148.3	144.9	143.2	142.7
25°	852.1	828.6	762.6	585.9	284.1	159.2	142.9	139.5	135.0	131.8	132.1
27.5°	878.4	850.1	771.0	498.2	189.5	136.0	132.3	127.6	119.5	114.8	114.8
30°	910.2	878.7	777.1	383.4	139.5	120.2	117.3	110.1	99.1	92.9	92.9
32.5°	958.0	922.0	773.2	269.1	115.6	105.7	98.8	89.0	76.9	71.0	70.7
35°	1031.2	989.1	745.1	176.4	102.0	91.9	80.8	68.7	58.2	53.2	53.0
37.5°	1129.7	1078.7	682.0	126.2	91.4	79.1	65.8	52.5	44.6	41.4	41.1
40°	1257.6	1183.0	591.9	102.3	81.6	66.8	50.8	40.7	35.2	32.8	33.0
42.5°	1411.1	1294.6	483.7	88.2	71.9	54.9	39.7	32.0	28.6	26.9	26.4
45°	1581.6	1404.7	370.3	78.6	62.3	44.4	31.0	25.4	22.7	21.7	21.7
47.5°	1769.2	1511.9	271.0	70.2	52.0	34.2	24.9	20.7	18.5	17.7	17.5
50°	1939.4	1586.3	195.4	61.4	42.6	27.1	20.2	17.2	15.8	14.8	14.8
52.5°	2081.3	1609.7	143.9	51.7	34.5	21.7	16.8	14.8	13.3	12.6	12.6
55°	2206.3	1600.1	106.9	42.6	27.8	17.7	14.3	12.6	11.3	10.6	10.6
57.5°	2326.0	1569.1	79.8	34.7	22.4	14.3	12.1	10.6	9.4	8.9	8.9
60°	2423.8	1517.3	59.4	28.1	18.0	11.6	10.1	8.6	7.6	6.9	6.9
62.5°	2503.2	1460.2	43.6	23.2	14.3	9.1	7.9	7.1	5.7	4.9	4.9
65°	2503.7	1365.3	32.8	19.2	11.1	7.1	5.9	5.7	3.7	3.0	2.7
67.5°	2322.6	1177.1	25.1	16.5	8.6	5.4	4.4	4.7	2.0	1.2	1.0
68°	2256.8	1129.3	23.7	16.3	8.1	5.2	4.2	4.7	1.7	1.0	0.7
70°	1902.7	898.4	19.0	15.8	7.1	3.9	3.4	4.7	1.5	0.7	0.5
72.5°	1217.0	521.4	14.0	12.6	5.4	3.0	2.2	4.2	1.5	0.5	0.2
75°	517.9	161.6	9.6	8.9	3.2	2.2	1.5	2.7	1.0	0.2	0.0
77.5°	109.2	36.5	5.7	5.4	2.2	1.5	1.0	0.7	0.2	0.0	0.0
80°	28.1	10.6	3.0	2.7	1.2	0.7	0.5	0.0	0.0	0.0	0.0
82.5°	8.9	4.2	1.7	1.2	0.5	0.0	0.0	0.0	0.0	0.0	0.0
85°	4.4	2.5	1.0	0.5	0.0	0.0	0.0	0.0	0.0	0.0	0.0
87.5°	2.5	0.7	0.2	0.0	0.0	0.0	0.0	0.0	0.0	0.0	0.0
90°	0.0	0.0	0.0	0.0	0.0	0.0	0.0	0.0	0.0	0.0	0.0

Signify Classified - Internal
Cooper Lighting Solutions Photometric Lab
1121 Highway 74 South
Peachtree City, GA 30269

Scaled Data Report



Report Generated By 670245982

Signify Classified - Internal
Cooper Lighting Solutions Photometric Lab
1121 Highway 74 South
Peachtree City, GA 30269

Scaled Data Report



Signify Classified - Internal
Cooper Lighting Solutions Photometric Lab
1121 Highway 74 South
Peachtree City, GA 30269

Scaled Data Report



Signify Classified - Internal
Cooper Lighting Solutions Photometric Lab
1121 Highway 74 South
Peachtree City, GA 30269

Scaled Data Report





--- HS — SS

Signify Classified - Internal
Cooper Lighting Solutions Photometric Lab
1121 Highway 74 South
Peachtree City, GA 30269

Scaled Data Report



u

Signify Classified - Internal
Cooper Lighting Solutions Photometric Lab
1121 Highway 74 South
Peachtree City, GA 30269

Scaled Data Report



Signify Classified - Internal
Cooper Lighting Solutions Photometric Lab
1121 Highway 74 South
Peachtree City, GA 30269

Scaled Data Report



(END OF REPORT)